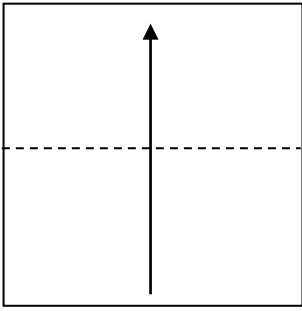
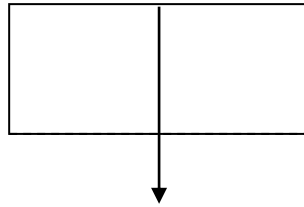


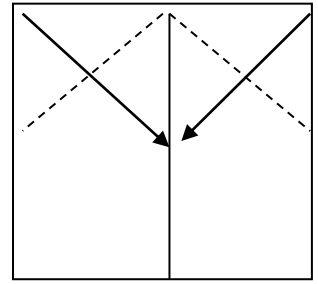
BRETT EN DUE



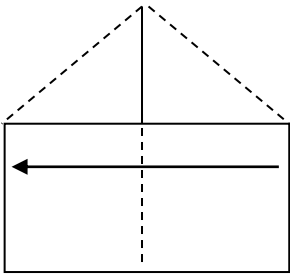
1. Brett papiret i to



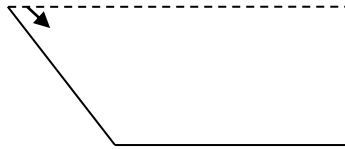
2. Åpen opp igjen



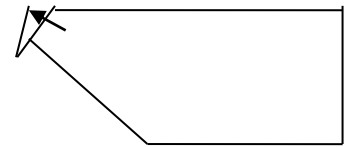
3. Brett de to hjørnene inn mot midten



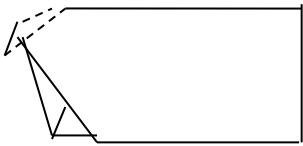
4. Brett papiret i to



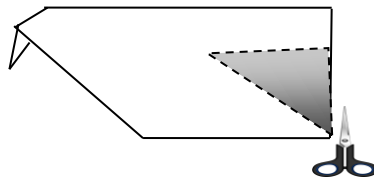
5. Brett ned spissen som skal bli til hodet



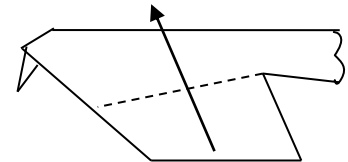
6. Brett tilbake igjen



7. Brett hodet ned i midten så du vrenger de to brettene du laget i trinn 3



8. Tegn vinge og hale og klipp ut



9. Brett vingene opp

